

Eric Madden

---

# Cosmic Surfing

Lightware Board (Project MiCi Cubed) for  
Distributed Energy Propulsion



## MiCi Cube'd (Hollo Light Board)

The **Hollo Light Board** is a system designed to capture and convert high-energy emissions using **quantum dot converters** and distribute the collected energy through **focused energy accelerations**. This system leverages local proximity, the ability to tune and convert specific wavelengths of light, enabling it to absorb dangerous solar flares, gravitational wave-induced space distortions, and other cosmic energy shifts. Through careful calibration of lightware communications and an abacus refraction multiplier, the system measures space-time density changes and redirects energy efficiently, providing protection and functionality throughout the cosmos.


# Hollo Light Board: Energy Converter for Distributed Energy Propulsion

MiCi Cube'd (Hollo Light Board)	1
1. Introduction to Lightware	2
2. Quantum Dot Energy Converters	4
3. Focused Energy Distributed Accelerations	8
4. Space-Time Compression and Doppler Shift Measurements	10
5. From Abacus Rational Refraction to Slide Rule Compute – Sharpening Perspective in the Slipstream of Light	12
6. Case Study: Jupiter’s Gravitational Compression	17
7. Conclusion and Future Work: Evolving Toward Higher Pressure Systems	22

## 1. Introduction to Lightware

**Lightware** is the foundation of the **Hollo Light Board system**, functioning as the **primary programming interface** for **energy dispersal, communication, and coordination** across all operational layers. As the universe’s most fundamental language, lightware governs how **photons**—the carriers of electromagnetic force—interact with **quantum dot converters, optical matrices, and electronic systems**. More than just a communications layer, **lightware** enables the system to seamlessly integrate physical energy distribution with **WiFi and Bluetooth-type interactive layers** into a cohesive, distributed energy network.

This system isn’t just light-based communication—**lightware** allows the entire **Hollo Light Board** to act



as a unified field of **energy management**, where **photonic signals** not only communicate information but also **direct energy flows** throughout the matrix. Each light signal functions both as a data packet and a channel for physical energy.

***We'll need something light, real light and logical for Gravitational surfing:*** The concept of aligning with the natural gravitational flow ensures that the system not only functions efficiently but also harmoniously with the universe's forces. The idea that every object becomes a discrete vessel for this energy transfer, using ionization channels, enhances the practicality of distributing energy in a non-invasive way.

## Gravitational Surfing and Ionization Channels

As space technology evolves, lightware offers a new way to manage the gravitational forces that exist in deep space. By **synchronizing the energy fields** between distant objects, lightware facilitates **gravitational surfing**—a method where systems align with natural **gravitational flows** to navigate space more efficiently. In this context, lightware manages **ionization channels**, enabling energy to be transferred seamlessly between systems without losing coherence or efficiency.

## Unified Programming for Energy Control

At the core of lightware is its ability to treat **light and energy** as **programmable entities**. Through a **distributed energy network**, lightware uses the same set of **refraction logic**, data encapsulation, and **real-time synchronization** protocols seen in communication layers like **WiFi** and **Bluetooth**, except it applies them to **physical energy flows**:

- **Photonic signals** are programmed to modulate and optimize **energy throughput**.
- **Energy flow synchronization** is enabled between distributed systems, ensuring efficient power usage.
- **Lightwave modulation** allows for **instantaneous communication and real-time adjustments** to energy distribution at a planetary or even cosmic scale.

## 2. Quantum Dot Energy Converters

### Quantum Dot Energy Converters as Dynamic Tuners in a Broader System

Quantum dots (QDs) form the core of the Hollo Light Board's energy conversion matrix, acting as highly efficient tuners capable of capturing and converting photons across specific portions of the electromagnetic spectrum. By absorbing high-energy photons such as UV or blue light, quantum dots can down-convert this energy into lower-energy wavelengths that are easier to manage and store. However, while quantum dots are the most precise components of the system, they operate in conjunction with other, more generalized EM conversion methods to capture a wider range of energy types.



Quantum dots can be considered as **adaptive focal points** within the Hollo Light Board's **lightware energy grid**, adjusting dynamically to absorb, modulate, and release energy in response to the specific frequency of incoming light. Yet they are not limited to acting on their own; their function is enhanced when working alongside other converters like **photovoltaic cells**, **thermoelectric materials**, and **plasma-based ionization mechanisms**.

**Energy ratios** are calculated using the principles of **Planck's equation**, allowing the system to optimize the collection and conversion process in real-time.

### 1. Frequency and Energy Relation (Planck's Equation)

The energy of a photon (light particle) is directly related to its frequency ( $\nu$ ) via Planck's equation:

$$E = h\nu$$

where:

- $E$  is the energy of the photon,
- $h$  is Planck's constant (joule-seconds),
- $\nu$  is the frequency of the photon Higher frequency light (like blue light) carries more energy than lower frequency light (like red light).

### 2. Energy Collection via Frequency Change

When you change the frequency of light passing through your optical network, you effectively adjust the energy content of the light. If the system can manipulate the frequency, say through quantum dots or other photonic materials, you can control how much energy is transferred or absorbed by different parts of the system.

By shifting the light from a lower energy state (e.g., red light) to a higher energy state (e.g., blue light), you increase the energy available in that light wave. Similarly, you can harvest energy if you're controlling the photons' interaction with a material, like the quantum dots in your system.

### 3. Ratios of Energy

In your setup, as the frequency of light changes dynamically (through interaction with EAP cladding, quantum dots, or the optical trusses), different portions of the light's energy spectrum can be targeted for collection or modulation. For instance, when light shifts between RGB nodes, the system can measure the ratio of energy absorbed or emitted at each frequency. These ratios can provide insights into how efficiently light energy is being manipulated and collected. Photocells can detect the energy shift by comparing the intensity or power of the light at different frequencies, allowing the system to measure how much energy has been transferred or collected through frequency modulation.

### 4. Quantum Dot Interaction with Frequency

Quantum dots are crucial in your system because they can convert high-energy photons (like blue light) into lower energy photons (like red or green). This allows for precise control over how energy is distributed or captured within the optical lattice.

The change in frequency induced by quantum dots leads to an alteration in the energy profile of the light passing through, making it possible to capture and measure energy ratios based on how the frequency changes at each node.

## Expanding the Energy Collection with Additional EM Converters

### Photovoltaic Cells for Broad-Spectrum Energy Capture

Photovoltaic cells, traditionally used in solar panels to convert sunlight into electricity, can play a significant role in the Hollo Light Board by capturing **wider frequency ranges** such as **visible light** and **infrared (IR)**. These cells act as bulk energy harvesters, absorbing ambient light from the surrounding environment and converting it into electrical energy. They work in tandem with quantum dots, with the quantum dots fine-tuning the higher-energy bands (UV and blue) while the photovoltaic cells handle broader frequency ranges.

**Integration Example** As sunlight or cosmic radiation hits the Hollo Light Board, **high-frequency UV light** is absorbed and converted by quantum dots, while the **remaining visible light** and **infrared radiation** is captured by photovoltaic cells, allowing the system to harvest a wide spectrum of energy and channel it through the grid. This approach ensures maximum energy capture from natural cosmic phenomena.

### Thermoelectric Materials for Heat-Based Energy Conversion

Cosmic events like solar flares or gravitational wave impacts often create **thermal energy** in addition to electromagnetic radiation. To capitalize on this, **thermoelectric materials** can be employed to convert **heat differentials** into electricity. Thermoelectric materials use the **Seebeck effect** to generate electricity when there is a temperature difference across a material, making them ideal for absorbing residual heat from captured radiation.

**Integration Example:** As the Hollo Light Board captures high-energy photons from a solar flare, **residual heat** that builds up within the system can be absorbed by thermoelectric materials

embedded in the board's structure. This process converts heat into usable electricity, ensuring that even **thermal byproducts** are captured and utilized effectively.

### Plasma and Ionization Channels for Dynamic Energy Routing:

Plasma generation and ionization channels provide another method for controlling energy flow within the Hollo Light Board's system. When high-energy **LEDs** or **quantum dots** emit high-frequency light, they can induce ionization in **low-density gases** or **other materials**, creating **conductive channels** for energy to travel through. Plasma-based channels are especially useful in extreme environments, such as space, where controlled ionization can direct energy through the system without requiring solid conductors.

**Integration Example:** As gravitational waves or cosmic radiation cause shifts in space-time density, the Hollo Light Board can induce plasma-based ionization channels that act as **conduits** for energy transmission, allowing for rapid energy distribution across long distances with minimal loss. These channels can be dynamically modulated by quantum dot sensors, ensuring precise control of energy flow.



## Quantum Dot Tuning Within a Multi-Converter Framework

While each conversion method—**photovoltaic**, **thermoelectric**, and **plasma ionization**—can function independently, quantum dots play a critical role in **coordinating** these processes. As the most **tunable component** of the energy matrix, quantum dots act as **frequency governors**, adjusting their conversion parameters based on real-time feedback from the system. They can detect shifts in photon energy, adjust their output, and instruct the other converters to either increase or decrease energy absorption as needed.

**Example of Coordination:** During a solar flare, **UV and blue light** are primarily converted by quantum dots, while **visible light** is captured by photovoltaic cells. As **thermal energy** from the flare builds up, thermoelectric materials kick in to manage heat dissipation and convert it into electricity. At the same time, **plasma channels** provide the means for rapid energy transport, keeping the energy grid balanced and efficient.

## Practical Energy Collection and Real-Time Modulation

By employing a **multi-layered** approach to energy collection, the Hollo Light Board can maximize its efficiency across a variety of cosmic events, such as **solar flares**, **gamma-ray bursts**, and **gravitational wave propagation**. Each type of **converter**—quantum dot, photovoltaic, thermoelectric, and plasma-based—collects a **specific subset** of energy, ensuring that no part of the electromagnetic spectrum or energy wave is left unharvested. In addition, **real-time feedback** from quantum dots and **photonic sensors** enables the system to continuously modulate its energy collection methods, adapting to changes in environmental conditions, energy surges, or gravitational shifts.

## Unified Lightware Control and Energy Harvesting

At the center of this energy management network is the **lightware system**, which operates as both a **communications layer** and an **energy control protocol**. Using a combination of **light modulation**, **energy channeling**, and **real-time synchronization**, lightware directs energy flows between **quantum dots**, **photovoltaic cells**, **thermoelectric converters**, and **plasma channels**. It ensures that all energy inputs are properly aligned with system needs, distributing energy to where it's most needed while avoiding **overload** or **wastage**.

## Summary of Quantum Dot Outward Conversions

The Hollo Light Board employs a **spectrum of energy converters**, with **quantum dots** at the core, working alongside **photovoltaic cells**, **thermoelectric materials**, and **plasma conduits**. This diverse set of converters ensures that energy is captured across the **entire electromagnetic spectrum**, from **high-energy UV and blue light** to **infrared** and **thermal emissions**. The **real-time tuning** of quantum dots allows the system to continuously adjust and optimize its energy capture and distribution, making it highly efficient in a range of cosmic environments.

By combining **lightware's coordination protocols** with a multi-conversion energy matrix, the Hollo Light Board provides a **holistic energy solution** that adapts to both **local and distant cosmic phenomena**.

### 3. Focused Energy Distributed Accelerations

Once the energy is converted into manageable levels, the Hollo Light Board uses **focused energy acceleration** to distribute the energy to pre-defined locations.

**Energy Routing:** Lightware allows for **focused energy acceleration**, where each **energy pulse** is programmed to follow a specific path through the **optical matrix**, based on its encoded light instructions. It orchestrates how energy is released or transmitted across the **ionization channels**, matching energy needs with specific **geometries and vector paths** in real-time.

**Energy Release:** The system uses precise timing and coordination to release energy, matching the **timing between photocell nodes** scattered across a lattice (much like a **Unison matrix**). These nodes measure shifts in light and energy propagation, calculating real-time stress and space-time compression.

#### LED Transmission and Ionization Channeling

The Hollo Light Board's optical matrix isn't just a passive collector of energy—it has the capacity to **transmit energy** and **create ionization channels** through uniform materials using **high-intensity LED outputs**. This system utilizes the energy absorbed by **quantum dots** and other photonic elements to convert and direct this energy efficiently across a medium.

##### 1. LEDs as Energy Transmitters

**High-power LEDs** in the system can be used to transmit energy directly into a material, acting almost like a **light-based conductor**.

By modulating the **frequency** and **intensity** of the emitted light (primarily blue from high-energy sources), the LEDs can inject energy into specific areas of the optical lattice or into external materials. This process allows energy to be distributed over a broad area or focused on narrow paths, depending on system requirements.

**Photon-Material Interactions:** When high-energy blue light interacts with a medium, the photons transfer their energy to the material's electrons, either heating the material or causing **electronic excitation**—critical for creating **ionization channels**.

##### 2. Ionization Channel Formation

**Ionization channels** are formed when **high-intensity light** (from the LEDs) causes electrons in a material to become excited enough to break free from their atoms, leaving behind **ionized particles**. This creates a **conductive path** through which additional energy or particles can flow.

By fine-tuning the **wavelength** and **power** of the emitted light, the Hollo Light Board system can control the **depth** and **width** of the ionization channels within uniform materials, allowing for highly precise manipulation of energy flow.



### 3. Interaction with Uniform Materials

**Uniform materials** (such as aerogels, plastics, or even conductive metals) can be integrated into the **optical matrix** to enhance or channel energy via **light-induced ionization**.

The energy transmitted by the **LEDs** through these materials forms a **plasma-like channel** in gases or causes **thermal expansion** in solids, enabling the Hollo Light Board to perform tasks such as:

**Controlled Energy Transfer:** Sending energy along these **ionized channels** can create paths for electricity or other forms of energy, essentially turning the **Hollo Light Board** into a dynamic **energy distribution grid**.

**Material Manipulation:** By concentrating energy into specific ionized regions, the system could **reform or heat materials**, or even create localized **plasma states** for cutting or altering materials in space applications.



### 4. Dynamic Adjustments via Quantum Dot Feedback

The **quantum dots** play an active role in adjusting the LED outputs by providing **feedback** on how effectively energy is being transmitted through the material. By altering the **wavelength** of light at quantum dot nodes, the system can optimize the ionization process and ensure the proper balance of **energy distribution**.

As the **frequency of light changes dynamically**, the quantum dots provide critical data on how much energy is being absorbed, allowing the system to adjust the **LED intensity** and **ionization levels** in real-time.

Summary: LEDs for Energy Transmission and Ionization

In the **Hollo Light Board** system, **high-power LEDs** serve as **energy transmitters**, converting energy stored by quantum dots into light capable of creating **ionization channels** through uniform materials. By modulating the **frequency** and **intensity** of the light, the system can form **plasma-like conductive paths**, enabling controlled energy transfer or material manipulation. The dynamic feedback from **quantum dots** ensures optimal energy transmission, making the system efficient for **energy redistribution**, **shielding**, and even **material fabrication** in space environments.

## 4. Space-Time Compression and Doppler Shift Measurements

The Hollo Light Board operates as a real-time gravitational wave and space-time distortion sensor. As space-time density shifts occur due to cosmic events, such as merging black holes or solar flares, the system's LED arrays perform dual functions: **measuring and emitting** light at precise energy levels, calibrated to the threshold of **wavefront triggers**.

### LED Wavefront Triggers

**LED arrays** programmed by **lightware** shift their light emissions dynamically based on space-time distortions, modulating photon behavior to **absorb**, **measure**, and **transmit** energy in a controlled manner. Lightware ensures that spatial and temporal data is shared across the Hollo Light Board network, enabling real-time adjustments as cosmic events unfold.

#### 1. Trigger Levels:

Each **LED** operates at the edge of **wavefront triggers**, meaning that it is sensitive to subtle shifts in **space-time density**. The moment the wavefront from a cosmic event is detected, the LED array emits a synchronized energy pulse. These pulses are **timed to perfection**, ensuring that the system captures the critical data as the event unfolds.

#### 2. Computational Event Triggers:

The **change in space-time density**—whether due to a passing gravitational wave or other phenomena—automatically triggers a **compute event** within the system. This compute event isolates the most critical data (e.g., compression ratios, Doppler shift measurements) and prepares it for transmission to other observing cubes.

#### 3. Data Distribution and Preemptive Synchronization:

Once a cube detects a shift in space-time density and initiates a compute event, the data is immediately **broadcasted to other cubes** in the array. This ensures that neighboring Hollo Light Boards are prepared for the incoming distortion.



These cubes adjust their own LED emissions to match the incoming data, allowing the system to dynamically **synchronize across all observing points**. Each cube can thus anticipate and prepare for incoming space-time waves, adjusting its quantum dot converters in real time.

#### 4. Critical Data Highlighting:

The system highlights key data points, such as **spatial compression intensity** or **magnetic field shifts**, by color-coding LED emissions (e.g., red flash for critical space-time density changes). These signals act as visual markers for

other cubes, prompting them to adjust their energy collection or conversion processes.

## Measuring Doppler Shifts

As gravitational waves propagate through the Holo Light Board, they create **Doppler shifts** in the emitted light. These shifts provide valuable data on the speed and direction of the space-time distortion.

### 1. Spacetime Compression Ratios:

The Holo Light Board measures the degree of **space-time compression** based on how the LED light is affected. As gravitational waves pass, they stretch and compress spacetime, altering the **frequency and wavelength** of the emitted light.


By capturing the **Doppler shifts**, the system can calculate the **velocity of the wavefront**, as well as its **direction of propagation**, allowing for precise mapping of the event.

### 2. Energy Rerouting:

Once these measurements are captured, the Holo Light Board dynamically **adjusts its energy distribution**. Quantum dot converters shift their absorption and emission rates to optimize energy conversion based on the new spatial conditions.

If the Doppler shifts indicate a significant compression wave, the system can trigger an automatic rerouting of energy, channeling it to zones where gravitational wells can safely absorb the excess.

**LED arrays** serve as both **sensors** and **emitters** for space-time events, triggering **compute events** in response to wavefronts. The integration of real-time coordination with neighboring cubes adds an **anticipatory defense mechanism**, ensuring that the Holo Light Board network functions as a unified, self-regulating system, prepared for incoming cosmic events.



## 5. From Abacus Rational Refraction to Slide Rule Compute – Sharpening Perspective in the Slipstream of Light

In the evolving landscape of computational power and cosmic energy manipulation, we begin with the abacus—the ancient tool of logical computation, extended into the cosmic scale. As energy fields propagate through the vacuum, light itself serves as a refraction multiplier, bending to the laws of gravitational wells and electromagnetic disturbances. However, the abacus rational refraction is only the first step in this process. To truly harness cosmic energy, we must transition from the classical abacus framework into the precision of a slide rule compute system, leveraging perspective sharpening in the slip point of light.

### Abacus Rational Refraction: The Start of Cosmic Calculation

At the fundamental level, abacus rational refraction is how light propagates and bends through different mediums, governed by the energy fields that influence its path. In a distributed system like the **OM Cubes**, the abacus-like refraction logic serves to measure and organize the massive amounts of data—each photon behaves like a bead, moving along predefined paths influenced by external cosmic forces. This data is translated into the energy matrix that informs the positions and patterns of cosmic wavefronts, guiding the initial stages of computation.

By treating light itself as a computational bead, we create a framework where gravitational distortions, Doppler shifts, and energy fluxes are measured in real-time. Each distortion serves as a refraction point in the cosmic abacus, and by mapping this data, we establish the building blocks of the compute architecture.

### Adding the Gravitational Wave Energy Harvesting Concept:

#### Gravitational Wave Energy Harvesting Through Cosmic Alignment

As we evolve from basic computational frameworks like the abacus refraction, gravitational waves offer a novel method of aligning wavefronts to capture energy. These waves, projected from cosmic events like black hole mergers, create universal moments of alignment—points where spacetime is distorted in predictable ways, allowing energy to be funneled and harvested.

Gravitational waves propagate outward, spreading their immense energy across the universe. By establishing optical communications systems and cosmic nodes along the path of these waves, we can harness the precise alignment moments they create. These **alignment moments** act as channels for energy, directing the wavefront into nodes capable of extracting useful energy through **optical tethers**.

Through advanced optical measurement and real-time synchronization, the gravitational wave's energy can be harvested by **quantum dot converters** embedded in OM Cubes, effectively turning each cosmic wave into a resource for power generation and distribution. These **energy tethers** stretch across the universe, transferring energy from gravitational interactions into usable power for spacecraft, planetary systems, and even interstellar travel.

## Slide Rule Compute: Precision at the Speed of Light

As the cosmic wavefronts evolve, transitioning from abacus computation to **slide rule compute** allows for sharper, more refined calculations. The slide rule effect metaphorically sharpens the computational perspective by resolving minute variations in wavefront compression, distortion, and time delay. Slide rule compute operates by sliding over the refraction data collected from the abacus model, offering continuous, smooth transitions in the computational landscape.

Where abacus logic establishes baseline calculations, the slide rule interprets, measures, and refines these calculations with unparalleled precision. It's the difference between rough gravitational wave measurements and understanding the slip point of light—the precise moment when photons are bent to the sharpest degree, revealing the edge of cosmic interaction. This sharpness is critical when preparing for energy harvesting and redirection in the next stages.



By placing this gravitational wave energy harvesting section within the broader discussion of **abacus rational refraction** and **slide rule compute**, we tie the idea of energy tethers and cosmic surfing directly to the computational framework that enables it. The transition from abacus to slide rule metaphorically represents the leap from basic wave detection to the active **harnessing of cosmic energy**, through highly precise, light-based calculations and real-time optical feedback.

This approach not only expands on the ideas already present in the document but also enhances the narrative of **gravitational surfing**, showing how advanced energy networks can extract power from the universe itself. This section also prepares the reader for the more technical exploration of **flux field redirection** and energy tethers in the subsequent parts of the document.

## Perspective Sharpening and the Slip Point of Light

The “slip point of light” is where light begins to curve dramatically, under the influence of extreme energy fields, transitioning from one medium or environment to another. It's this point that holds the key to cosmic surfing. By measuring these slip points, we gather the data needed to recalibrate the energy matrices, informing where and how to redirect cosmic flux field energy.

In cosmic surfing, this transition is essential. The sharper we can measure and calculate the slip point, the more control we have over the energy waves we ride. The abacus refraction provides the structure, the slide rule defines the precision, and from here, we make the leap toward **flux field redirection**.

## The Leap: Redirection of Flux Field Energy Tethers

As we progress from perspective sharpening to complete wave measurement, the next step is preparing the cosmic tethers—pathways of distributed energy that redirect flux fields toward targeted locations. These energy tethers work within the **Lightware compute system**, modulating energy transmission between interconnected nodes, such as OM Cubes or gravitational points of interest.

By using the data gathered from abacus refraction and slide rule compute, the system identifies where energy needs to be redirected for optimal efficiency. Flux field energy tethers allow us to funnel and repurpose unused or idle cosmic energy, directing it to active systems, like spacecraft propulsion, shield barriers, or energy reserves for planetary defense.


In the cosmic environment, **perspective sharpening** ensures that each wave, ripple, and distortion is used to its full potential. The slip point of light serves as the gateway to riding these waves, harnessing them through flux field energy tethers for advanced cosmic navigation, power systems, and distributed computation. [Protective and Energy-Harvesting Applications](#)

One of the main functions of the Hollo Light Board is to act as a **defensive barrier** for high-energy cosmic events:

**Solar Flares:** When the sun releases a solar flare, the **light board vibrates** to absorb the energy from the flare. The quantum dots immediately begin converting and dispersing this energy across the unison network to prevent damage.

**Energy Redistribution:** Energy captured from events like solar flares can be channeled back into the system, providing power to space stations, satellites, or other off-world structures.

## Application of 0Y: EM Spherical Torque Energy Converters and the OM Cube



In the realm of advanced energy manipulation, the **0Y range** offers a unique approach to utilizing **spherical torque energy converters**. These converters operate within a framework of electromagnetic (EM) fields, harnessing rotational energy and converting it into usable power across various systems. By applying spherical torque energy converters, we can unlock a distributed engine effect that extends beyond individual systems—potentially powering entire vessels such as **Earth** or even the **solar system** itself.

### **Idle Energy Manipulation and Balanced Interstellar Steering**

In addition to powering active systems, **spherical torque energy converters** are designed to manage and redistribute **idle energy**—the latent, often overlooked energy present in the slight imbalances between cosmic bodies. One such example lies in the subtle energy differentials between the solar system and asteroids like **Psyche**. By harnessing even the smallest variations in energy between these celestial objects, the system can create imperceptible yet **cumulative steering effects**. In this scenario, the **distributed engine effect** applies a controlled electromagnetic torque to both the **solar system** and **Psyche**, creating a mutual influence where their frames of reference are subtly altered. This allows for fine-tuned adjustments in their relative motion, effectively **steering the solar system** and the asteroid itself. The result is a **delicate balance**, where idle energy is not wasted but used to influence large-scale orbital mechanics, anchoring these objects within a finely modulated reference frame while maintaining energy equilibrium.

This paragraph extends the concept of **spherical torque energy converters** to include **idle energy management**, illustrating how small imbalances can be used for cosmic-scale steering and stabilization without the need for high-energy interventions. It shows how seemingly insignificant energy differentials can be leveraged to influence both the solar system and smaller celestial bodies, like Psyche.

## Spherical Torque Energy Conversion

The key to the **0Y range** lies in the ability of EM fields to create controlled **spherical torque**, a type of rotational energy that operates on a quantum level. This torque is generated by the

interaction between EM fields and **quantum dots**—tiny, discrete points that behave as localized energy stores or converters.

Quantum dots, when properly linked within an **OM Cube**, serve as nodes in a larger, distributed energy system. These nodes can convert spherical torque into usable energy, with each quantum dot acting as a **local bandwidth hub**. This distributed effect means that instead of relying on a centralized engine, energy is generated and converted across the system, allowing for greater efficiency and adaptability.

## Linking Quantum Dots: The OM Cube

In this system, the **OM Cube** serves as the structural framework that links quantum dots across different bandwidths. Each face of the cube represents a **localized bandwidth**, which can operate independently yet remain interconnected. The cube's structure enables quantum dots to communicate and share energy across the system, distributing torque and EM energy to the areas where it's most needed.

The **OM Cube** allows for dynamic adjustments in the energy distribution, providing a **feedback loop** that can respond to changes in the environment or system demands. This is particularly important in the context of **planetary systems**, where energy needs can fluctuate drastically over time.

## Distributed Engine Effect

The distributed nature of this energy system resembles a **distributed engine**—one that powers not just individual vessels but entire celestial systems. For example, in the context of **Earth** or the **solar system**, quantum dots linked via the OM Cube could generate localized energy across the system, tapping into the rotational and EM forces naturally present in these environments.

In essence, each planetary body or celestial vessel becomes part of the overall engine, contributing to the system's power generation and energy distribution. This has potential applications for large-scale energy management, particularly in **space exploration** or **interplanetary colonization** efforts, where reliance on a single source of energy could be a limiting factor.

This concept is like creating a **distributed network of engines**, where the energy generated by quantum dots and spherical torque converters can be shared across planetary systems, much like a **cosmic power grid**. The adaptability of the **OM Cube** allows for real-time adjustments in energy flow, providing resilience and efficiency across multiple bandwidths.





## 6. Case Study: Jupiter's Gravitational Compression

Imagine an array of **Hollo Light Boards (cubes)** positioned near Jupiter:

- These cubes are aligned to detect changes in space-time density as gravitational waves pass by from merging black holes or other mass shifts.
- The system records real-time **3D spacial compression** and adjusts its **quantum dot converters** to absorb the energy. Once the wavefront reaches a critical threshold, the system signals a **red flash**—indicating a significant **density change** in the space-time continuum.
- The collected energy is distributed according to preset vectors, ensuring that nearby satellites or spacecraft can use the captured energy effectively.

### Case Study: Jupiter's Gravitational Compression and Earth Cube Array Communication

In this section, we'll expand upon the **exchange of data between Jupiter and Earth Cube Arrays**, highlighting how **Jupiter's Hollo Light Board system** acts as an early warning and energy management platform, while **Earth's systems** respond in advance to cosmic waves, leveraging the proportional dataset for **surfing the cosmic time delay**. The result is a highly efficient, real-time interplanetary communication network.

### Jupiter Cube's Continuous Monitoring and Active Channel Communication

As Jupiter's Hollo Light Board detects gravitational waves or other cosmic energy distortions, the system actively monitors, records, and broadcasts essential data to Earth-based arrays. Jupiter's massive gravitational presence allows its Hollo Light Board to fine-tune its detection systems and provide real-time, high-resolution data ahead of incoming waves. This early detection serves as an upstream alert for **Earth systems**.

## 1. Jupiter Cube's Data Collection

Jupiter's Hollo Light Board (cube) continuously monitors the **spatial compression** caused by gravitational waves. As these waves propagate through Jupiter's vicinity, the system records crucial data such as:

- **Doppler shift measurements** to analyze the velocity of the space-time distortions.
- **Compression ratios** that quantify how space-time is being altered by incoming waves.
- **Frequency fluctuations** in both space-time density and gravitational fluxes.


## 2. Data Broadcasting from Jupiter to Earth

Once a significant event is detected (e.g., merging black holes producing a gravitational wave), the Jupiter cube begins **broadcasting real-time data** through its **lightware communication system**. This dataset contains:

- **Time-stamped wavefront positions:** Allowing Earth Cube Arrays to anticipate when they will encounter the wave.
- **Spatial compression thresholds:** Detailing the potential intensity of the wave's effect.
- **Energy conversion data:** Providing insights into how the energy should be redistributed across Earth's systems to mitigate any risks.

### 3. Energy Redistribution at Jupiter

In addition to sharing data, the Jupiter cube must manage excess energy. The **quantum dot converters** at Jupiter are responsible for rerouting this energy into:



- **Jupiter's gravitational well**, where excess energy is safely absorbed.
- **Local satellites or space stations** for further distribution, reducing strain on the entire system.

This energy redistribution ensures that Jupiter's cube remains stable and prepared to send additional data during long-duration cosmic events.

#### Earth Cube Arrays: Receiving and Responding to Jupiter's Signals

The **Earth Cube Arrays** act as the downstream receivers in this exchange, using the **data from Jupiter** to preemptively adjust their quantum dot converters and energy systems. This collaboration allows Earth to stay ahead of incoming waves, leveraging the cosmic time delay for maximum preparedness.

### 1. Data Reception and Preemptive Synchronization

Upon receiving the data from Jupiter, Earth Cube Arrays immediately **synchronize their energy systems** to match the incoming cosmic wave:

- **Wavefront timing:** Earth cubes now have the precise timing of when the wave will reach their vicinity, allowing them to pre-adjust.
- **Spatial density changes:** Earth's systems adjust their quantum dot converters to account for the incoming changes in spatial compression, rerouting energy to safer zones in advance.

### 2. Real-Time Adaptation and Energy Redistribution

Earth Cube Arrays utilize the incoming data to distribute energy more efficiently:

- **Proactive adjustments:** Before the wavefront reaches Earth, systems can adjust LED outputs and **ionization channels** to ensure energy flows are optimized to prevent any overloads.
- **Feedback to Jupiter:** The Earth Cube Arrays provide feedback to the Jupiter system, ensuring that both sets of cubes remain synchronized and can continuously improve the accuracy of their measurements.

### 3. Maximizing the Cosmic Time Delay for Surfing the Wave

The distance between Jupiter and Earth introduces a **cosmic time delay**—the time it takes for the wave to travel from Jupiter to Earth. However, rather than seeing this as a limitation, Earth Cube Arrays turn it into an advantage:

- **Time to react:** By using the data from Jupiter, Earth has ample time to prepare for the wave, effectively allowing them to **surf the wave** by riding along the incoming energy with minimal disruptions.
- **Information acceleration:** The Hollo Light Board system compresses and accelerates information transfer, making it possible for Earth systems to react far before the actual cosmic wave reaches them.

## Proportional Dataset for Cosmic Surfing

The data shared between **Jupiter and Earth** is not merely for **energy management**—it represents a vast **proportional dataset** that allows Earth to **synchronize with cosmic phenomena** more effectively. Here's how this dataset plays a key role in **cosmic surfing**:

### 1. Dataset Proportionality

- The **data from Jupiter** provides a comprehensive overview of **space-time distortions**, capturing minute details of **wavefront velocities**, **compression ratios**, and **Doppler shifts**.
- **Earth's Hollo Light Board arrays** take this information and proportionally adjust their systems, **matching the intensity** and **timing** of the cosmic wave. This allows Earth to react to subtle energy shifts rather than waiting for large impacts.

### 2. Predictive Cosmic Time Delay

- By constantly comparing the incoming data from Jupiter with local readings, Earth Cube Arrays can **predict the effects of future waves** long before they arrive. This predictive model uses the **cosmic time delay** to accurately project how incoming waves will evolve over time.

### 3. Proportional Energy Balancing

- As energy flows between Jupiter and Earth systems, each set of Hollo Light Board cubes continuously updates and optimizes their energy distribution processes.
- The **proportional dataset** creates a feedback loop that adjusts the **proportions of energy absorbed and released** between the two planetary systems, ensuring **optimal cosmic wave surfing** for all.

## Conclusion: Synchronizing Across the Cosmos and Managing Increasing Pressures

The **Jupiter-to-Earth communication network** exemplifies the **Hollo Light Board's** ability to synchronize planetary defenses against cosmic events. By leveraging **real-time data sharing** and **proportional energy distribution**, the system effectively mitigates space-time distortions. The previously limiting **cosmic time delay** has transformed into a crucial asset, enabling **preemptive preparation** and the ability to surf gravitational waves with precision, ensuring safety and efficiency on a planetary scale.

However, beyond cosmic events, the system's ability to handle **increasing pressures**—both physical and energy-related—marks its transition into the next phase of development. This evolution introduces the concept of **Hollo Cool Density Management**: a strategy designed to manage energy densities and pressures in complex environments, from **planetary bodies** and **industrial reactors** to **manufacturing systems** dealing with varying duty cycles and extreme conditions.

As the Hollo Light Board system scales to accommodate higher pressures, the principles of **gravitational wave surfing** and **flux field redirection** are applied in more grounded scenarios. In environments where pressure builds—whether through **energy surges**, **tectonic shifts**, or **manufacturing processes**—the system will distribute energy intelligently across **cool density management channels**, ensuring that no area becomes overloaded or stressed beyond its capacity.

### Hollo Cool Density Management for Complex Environments

The introduction of **Hollo Cool Density Management** enables the system to function in **high-pressure environments** by dynamically adjusting energy flows, much like how it manages **cosmic wavefronts**. The ability to handle complex environments with **duty cycles** and **service conditions**—ranging from industrial machinery to space exploration systems—requires a robust, adaptive architecture that prioritizes energy balance and stress distribution.

Key components of **Hollo Cool Density Management** include:

- **Density-Sensitive Energy Redistribution**: By continuously measuring pressure buildup, whether in a reactor core or deep-sea exploration system, the **Hollo Light Board** will direct energy to high-demand zones first, alleviating pressure before it becomes critical.

- **Thermal and Pressure Buffers:** In manufacturing systems, where pressures rise during high-energy output cycles, **Hollo Cool** will act as a buffer, redirecting excess energy to cooling systems or **idle energy reserves** to prevent wear and ensure smooth operation under extreme conditions.
- **Energy Tethers for Pressure Reduction:** Much like the **cosmic tethers** that redistribute energy during cosmic events, **flux field tethers** can be used in complex environments to safely channel energy away from critical areas, balancing the overall system and preventing failures due to increasing pressure.

This extension into **increasing pressures** creates an **energy harvesting network** that balances the needs of localized systems with large-scale cosmic events, providing solutions for **industries** that demand high precision, adaptability, and resilience under stress.

## 7. Conclusion and Future Work: Evolving Toward Higher Pressure Systems

The **Abacus Rational Lattice Flex** system, a cornerstone of future developments, will be essential in managing **energy distribution** in both **cosmic** and **pressure-intensive environments**. This flexible, evolving lattice prioritizes energy channels based on real-time demand, ensuring that critical systems—whether operating in **space**, **industrial reactors**, or **extreme environments**—are constantly balanced and optimized.

### Prioritization and Evolutionary Energy Distribution

In high-pressure environments, whether from **cosmic forces** or **industrial stresses**, the **Abacus Rational Lattice Flex** directs energy first to **priority channels**, which are the most critical areas for maintaining system stability. These channels ensure that energy flows with minimal delay, preventing overloads in critical infrastructure, such as **power generation systems**, **shield reinforcements**, or **manufacturing lines**. The system evolves based on these **pressure conditions**, continuously adjusting to real-time demands.

Once these priority channels are optimized, the remaining energy is routed to a dynamic **solution set**, distributing it across lower-priority areas to maintain system-wide equilibrium. In environments with **increasing pressures**, this means that the system can scale to handle larger volumes of energy while maintaining **cool density management**, preventing catastrophic failures and maximizing efficiency.

### Growing and Adapting to Pressure-Intensive Scenarios

The **Hollo Light Board's** ability to adapt to increasing pressures is critical for **long-term success**. Whether capturing **cosmic radiation**, balancing **thermal energy**, or handling **manufacturing pressures**, the system will dynamically evolve, scaling to handle larger loads while maintaining a **non-wasteful distribution** of energy. This adaptive nature ensures the system is never overburdened, even under the most extreme conditions.

### High-Pressure Manufacturing and Service Conditions

For future applications in **high-pressure manufacturing environments**, the **Abacus Rational Lattice Flex** will be tailored to specific **duty cycles** and **service conditions**. This includes managing **thermal build-up** in reactors, **pressure stress** in heavy-duty machinery, or **energy bursts** during high-output manufacturing runs. By leveraging **real-time energy tethers** and **cool density channels**, the system ensures that pressures are continuously balanced, preventing system degradation while maintaining peak operational efficiency.

### Future Work

Future advancements will focus on integrating **AI-driven predictive models** into the **Hollo Cool Density Management** system, enhancing its ability to anticipate **pressure increases** and adjust energy distribution proactively. Whether dealing with **space-time distortions** or **high-pressure manufacturing processes**, this predictive approach will allow the system to respond dynamically, enhancing its resilience in both **cosmic** and **industrial** environments.

By transitioning from a reactive system to a **proactive, pressure-sensitive energy management network**, the **Hollo Light Board** will redefine how energy is distributed across vast distances and within complex, high-pressure environments. From **cosmic surfing** to **industrial duty cycles**, the system's flexibility will ensure the highest levels of **efficiency, resilience, and long-term integrity**.

<https://mici.aqua.icu>

